

No. 89- 027

JACKSONVILLE WASTEWATER UTILITY

RESIDENTIAL OR COMMERCIAL BUILDING SEWER CONNECTION PERMIT

Street Address 2609 Cary

Legal Description \_\_\_\_\_

Facility to be connected to sewer:

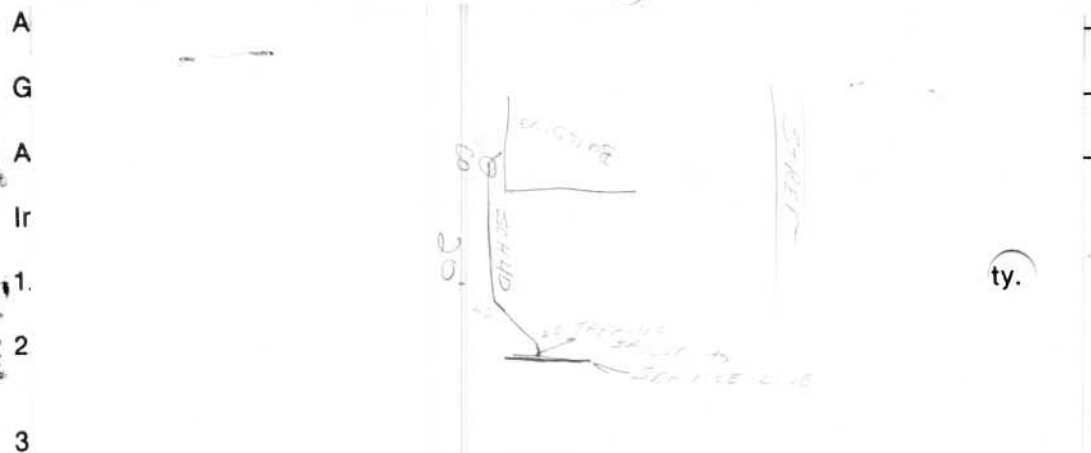
Single Family Residence ☒ \*Multi-family Residential \_\_\_\_\_ Units \_\_\_\_\_

\*Commercial Installation ☐ Description: Replacement

Water Meter (s) size \_\_\_\_\_

\*Commerical installations, and multi-family installations of more than 4 dwelling units must be accompanied by a site plan showing the proposed building sewer.

Sewer line installation by Hardin Plumbing



Fees: Connection Fee \$ \_\_\_\_\_  
Tap Charge \$ \_\_\_\_\_  
Inspection Fee \$ 6.00  
Total Fees \$ 6.00

Receipt No. \_\_\_\_\_

Receipt No. \_\_\_\_\_

Receipt No. 552 3-30-89

APPLICANT

Signed Robert Hardin

☒ Plumbing Contractor

☐ General Contract

☐ Owner (Address \_\_\_\_\_)

APPROVED

Jacksonville Wastewater Utility

By: Theresa Hughes

Date: 4-5-89



No. 09- 0083

## JACKSONVILLE WASTEWATER UTILITY

248 Cloverdale Rd.  
Jacksonville, AR 72076  
501-982-0581

## RESIDENTIAL OR COMMERCIAL BUILDING SEWER CONNECTION PERMIT

Street Address 2609 Cory DriveLegal Description Wright's Cabinet

Facility to be connected to sewer:

Single Family Residence \_\_\_\_\_ \*Multi-family Residential \_\_\_\_\_ Units \_\_\_\_\_

\*Commercial Installation \_\_\_\_\_ Description: install grinder pumpWater Meter (s) Size 6" replacing 4 1/2"

\* Commercial installations, and multi-family installations of more than 4 dwelling units must be accompanied by a site plan showing the proposed building sewer.

Sewer line installation by JWE Plumbing Jimmy 501-259-4318

Partial

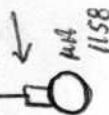
220'

2" PVC PSPB

1' of 4" PVC AT MH

160'

2" PVC

F  
A  
S

Partial Force Main

☐ General Contract☐ Owner (Address)Partial Partial  
Comp 4/20/09 - 4/23/09  
Partial 4/27/09Completed  
4/29/09

APPROVED

Jacksonville Wastewater Utility

By: Jessica Kendrick Date: 4/14/09



No. 09- 0083

## JACKSONVILLE WASTEWATER UTILITY

248 Cloverdale Rd.  
Jacksonville, AR 72076  
501-982-0581

## RESIDENTIAL OR COMMERCIAL BUILDING SEWER CONNECTION PERMIT

Street Address 2609 Cory DriveLegal Description Wright's Cabinet

Facility to be connected to sewer:

Single Family Residence ☐ \*Multi-family Residential ☐ Units ☐\*Commercial Installation ☐ Description: Install grinder PumpWater Meter (s) Size 6" replacing w/ 2"

\* Commercial installations, and multi-family installations of more than 4 dwelling units must be accompanied by a site plan showing the proposed building sewer.

Sewer line installation by JWE Plumbing Jimmy 501-259-4328

Address \_\_\_\_\_

General C \_\_\_\_\_

Address \_\_\_\_\_

In consider \_\_\_\_\_

1. To acc \_\_\_\_\_

2. To mai \_\_\_\_\_

3. To noti \_\_\_\_\_

to the \_\_\_\_\_

Fees: C \_\_\_\_\_

T \_\_\_\_\_

In \_\_\_\_\_

S \_\_\_\_\_

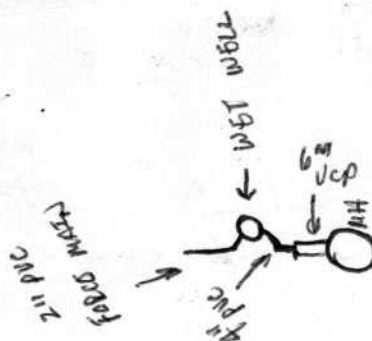
APPLICA \_\_\_\_\_

Signed \_\_\_\_\_

☐ Final☐ Pump Station☐ Other (specify) \_\_\_\_\_

APPROVED

Jacksonville Wastewater Utility

By: Jessica Kendrick Date: 4/14/09140'  
2" PVCPartial  
Grinder  
Pump

Comp 4/20/09 - 4/23/09

Partial  
4/27/09Comp  
4/29/09